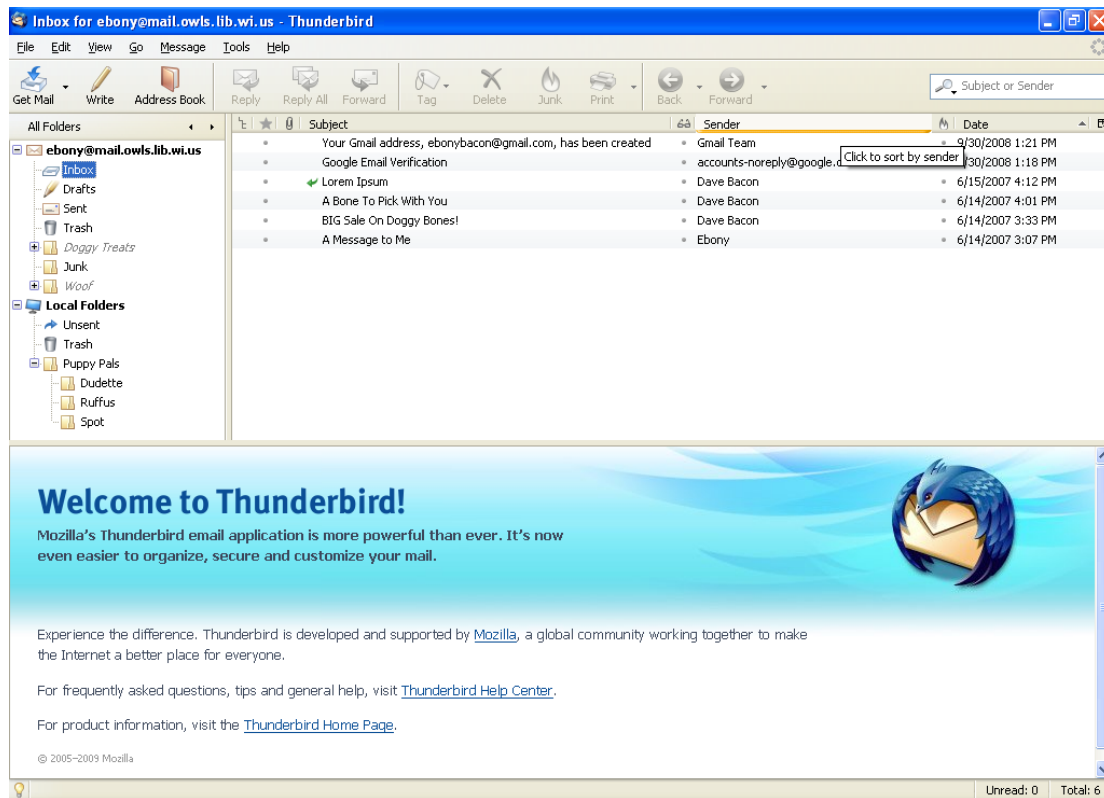
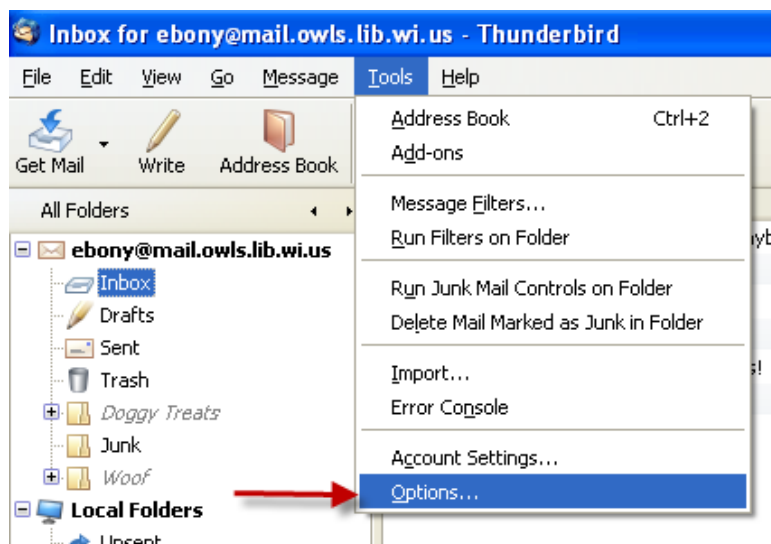


Configure a Thunderbird Start Page

When you first open Thunderbird a “Welcome to Thunderbird” start page is displayed by default. (See below) This area can be configured to display a web page of your choice. Here’s how...

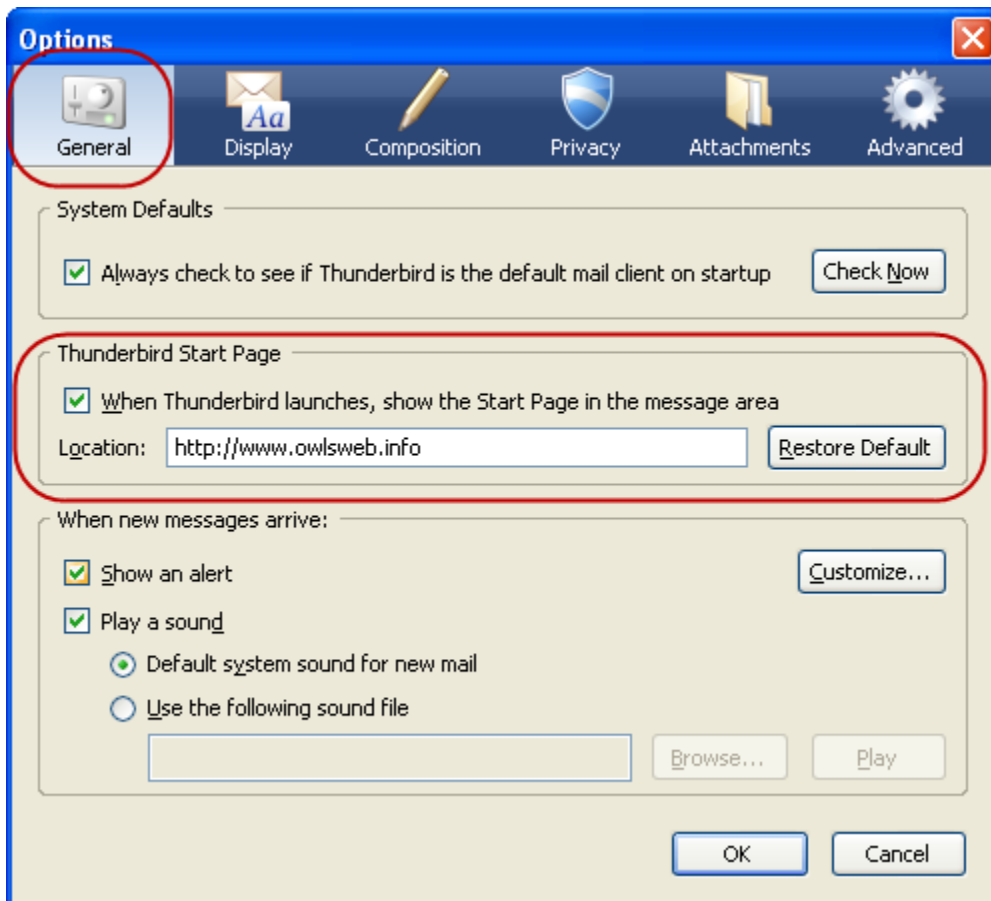


1. Click on the “Tools” dropdown menu, then on “Options”.



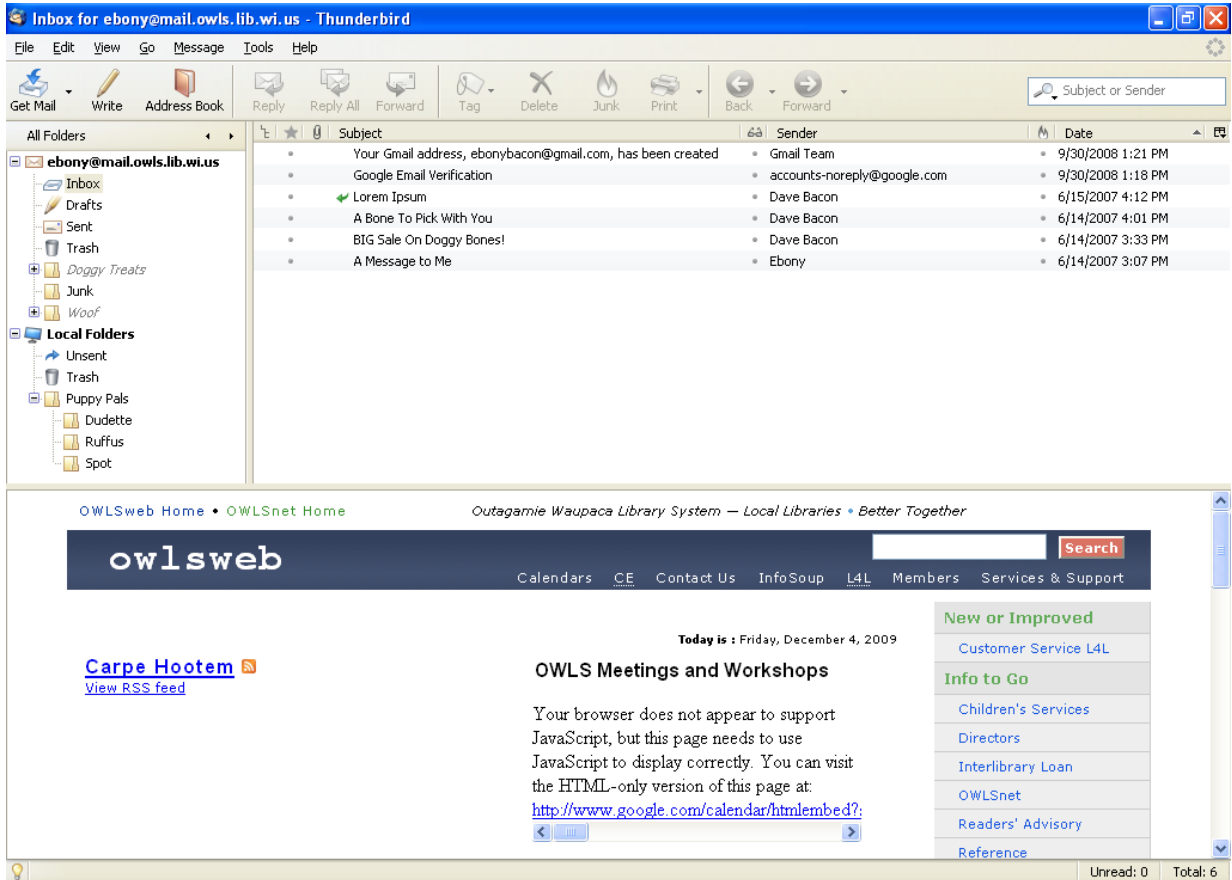
Configure a Thunderbird Start Page - Continued

2. In the “Options” window, select the “General” tab.
3. Then in the “Thunderbird Start Page” section,
 - a. Make sure the checkmark box is “checked” (you can remove the check if you don’t want a Thunderbird Start Page)
 - b. Type in the URL of the web page you would like to see when you open Thunderbird.
4. Click “OK”



Configure a Thunderbird Start Page - Continued

5. To see your new Thunderbird Start Page in action, close and reopen Thunderbird. Here's how mine looks now:



The screenshot shows the Thunderbird email client interface. The top window is titled "Inbox for ebony@mail.owls.lib.wi.us - Thunderbird". The menu bar includes File, Edit, View, Go, Message, Tools, and Help. The toolbar contains icons for Get Mail, Write, Address Book, Reply, Reply All, Forward, Tag, Delete, Junk, Print, Back, and Forward. The left sidebar shows the folder structure for "ebony@mail.owls.lib.wi.us" (Inbox, Drafts, Sent, Trash, Doggy Treats, Junk, Woof) and "Local Folders" (Unsent, Trash, Puppy Pals, Dudette, Ruffus, Spot). The main pane displays an inbox table with columns for Subject, Sender, and Date.

Subject	Sender	Date
Your Gmail address, ebonybacon@gmail.com, has been created	Gmail Team	9/30/2008 1:21 PM
Google Email Verification	accounts-noreply@google.com	9/30/2008 1:18 PM
✓ Lorem Ipsum	Dave Bacon	6/15/2007 4:12 PM
A Bone To Pick With You	Dave Bacon	6/14/2007 4:01 PM
BIG Sale On Doggy Bones!	Dave Bacon	6/14/2007 3:33 PM
A Message to Me	Ebony	6/14/2007 3:07 PM

Below the email client, a web browser window displays the OWLSweb homepage. The page header includes "OWLSweb Home • OWLSnet Home" and "Outagamie Waupaca Library System — Local Libraries • Better Together". The main content area features a search bar, navigation links (Calendars, CE, Contact Us, InfoSoup, L4L, Members, Services & Support), and a message: "Today is : Friday, December 4, 2009". A central message states: "Your browser does not appear to support JavaScript, but this page needs to use JavaScript to display correctly. You can visit the HTML-only version of this page at: <http://www.google.com/calendar/htmlembed?>". A sidebar on the right lists "New or Improved" items: Customer Service L4L, Info to Go, Children's Services, Directors, Interlibrary Loan, OWLSnet, Readers' Advisory, and Reference. The status bar at the bottom shows "Unread: 0 Total: 6".